



Playas de
Rosarito
10mo Ayuntamiento

Ayuntamiento Municipal de Playas de Rosarito, B.C.
Estado Analítico del Ejercicio del Presupuesto de Egresos Detallado - LDF
Clasificación por Objeto del Gasto (Capítulo y Concepto)
Del 01 de Enero al 30 de Junio del 2025


| Concepto | Egresos | | | | | Subejercicio |
|---|-------------------------|--------------------------------|---------------------------|-------------------------|-------------------------|-------------------------|
| | Aprobado | Ampliaciones/ (Reducciones) | Modificado | Devengado | Pagado | |
| I. NO ETIQUETADO (I = A+B+C+D+E+F+G+H+I) | \$995,720,575.43 | \$48,088,216.39 | \$1,043,808,791.82 | \$429,716,156.23 | \$395,787,601.77 | \$614,092,635.59 |
| A) Servicios Personales (A=a1+a2+a3+a4+a5+a6+a7) | \$509,539,931.21 | \$1,807,500.00 | \$511,347,431.21 | \$237,473,406.31 | \$220,427,228.13 | \$273,874,024.90 |
| a1) Remuneraciones Al Personal Permanente | \$277,045,463.72 | \$623,500.00 | \$277,668,963.72 | \$140,793,855.80 | \$133,081,195.61 | \$136,875,107.92 |
| a2) Remuneraciones Al Personal De Carácter Transitorio | \$0.00 | \$1,792,601.74 | \$1,792,601.74 | \$1,383,004.96 | \$838,636.38 | \$409,596.78 |
| a3) Remuneraciones Adicionales Y Especiales | \$91,523,792.38 | -\$958,601.74 | \$90,565,190.64 | \$20,740,834.40 | \$15,110,037.09 | \$69,824,356.24 |
| a4) Seguridad Social | \$57,000,000.00 | \$0.00 | \$57,000,000.00 | \$40,204,526.70 | \$37,278,105.99 | \$16,795,473.30 |
| a5) Otras Prestaciones Sociales Y Económicas | \$83,970,675.11 | \$350,000.00 | \$84,320,675.11 | \$34,351,184.45 | \$34,119,253.06 | \$49,969,490.66 |
| a6) Previsiones | \$0.00 | \$0.00 | \$0.00 | \$0.00 | \$0.00 | \$0.00 |
| a7) Pago De Estímulos A Servidores Públicos | \$0.00 | \$0.00 | \$0.00 | \$0.00 | \$0.00 | \$0.00 |
| B) Materiales Y Suministros (B=b1+b2+b3+b4+b5+b6+b7+b8+b9) | \$37,053,597.00 | -\$263,872.88 | \$36,789,724.12 | \$11,728,454.97 | \$11,267,886.09 | \$25,061,269.15 |
| b1) Materiales De Administración, Emisión De Documentos Y Artículos Oficiales | \$5,355,800.00 | -\$846,372.88 | \$4,509,427.12 | \$1,399,940.09 | \$1,364,479.90 | \$3,109,487.03 |
| b2) Alimentos Y Utensilios | \$1,140,700.00 | \$15,000.00 | \$1,155,700.00 | \$293,740.90 | \$293,740.87 | \$861,959.10 |
| b3) Materias Primas y Materiales de Producción y Comercialización | \$0.00 | \$0.00 | \$0.00 | \$0.00 | \$0.00 | \$0.00 |
| b4) Materiales Y Artículos De Construcción Y De Reparación | \$13,985,000.00 | -\$235,000.00 | \$13,750,000.00 | \$4,060,262.18 | \$3,868,965.90 | \$9,689,737.82 |
| b5) Productos Químicos, Farmacéuticos Y De Laboratorio | \$940,000.00 | \$0.00 | \$940,000.00 | \$153,166.24 | \$102,136.24 | \$786,833.76 |
| b6) Combustibles, Lubricantes Y Aditivos | \$10,070,597.00 | \$365,000.00 | \$10,435,597.00 | \$4,193,468.31 | \$4,110,649.59 | \$6,242,128.69 |
| b7) Vestuario, Blancos, Prendas De Protección Y Artículos Deportivos | \$1,393,000.00 | \$241,300.00 | \$1,634,300.00 | \$527,411.96 | \$519,986.01 | \$1,106,888.04 |
| b8) Materiales y Suministros para Seguridad | \$0.00 | \$0.00 | \$0.00 | \$0.00 | \$0.00 | \$0.00 |
| b9) Herramientas, Refacciones Y Accesorios Menores | \$4,168,500.00 | \$196,200.00 | \$4,364,700.00 | \$1,100,465.29 | \$1,007,927.58 | \$3,264,234.71 |
| C) Servicios Generales (C=c1+c2+c3+c4+c5+c6+c7+c8+c9) | \$150,916,150.69 | \$17,978,896.56 | \$168,895,047.25 | \$74,676,434.74 | \$74,544,948.56 | \$94,218,612.51 |
| c1) Servicios Básicos | \$41,894,000.00 | \$50,000.00 | \$41,944,000.00 | \$16,292,316.12 | \$16,292,316.12 | \$25,651,683.88 |
| c2) Servicios De Arrendamiento | \$3,050,000.00 | \$40,000.00 | \$3,090,000.00 | \$1,730,459.32 | \$1,719,497.32 | \$1,359,540.68 |
| c3) Servicios Profesionales, Científicos, Técnicos Y Otros Servicios | \$19,367,000.00 | \$13,799,474.66 | \$33,166,474.66 | \$12,321,773.37 | \$12,321,590.39 | \$20,844,701.29 |
| c4) Servicios Financieros, Bancarios Y Comerciales | \$6,470,000.00 | \$2,066,829.02 | \$8,536,829.02 | \$6,067,398.01 | \$6,067,398.01 | \$2,469,431.01 |
| c5) Servicios De Instalación, Reparación, Mantenimiento Y Conservación | \$50,397,000.00 | \$1,270,003.40 | \$51,667,003.40 | \$24,618,998.10 | \$24,538,656.90 | \$27,048,005.30 |
| c6) Servicios De Comunicación Social Y Publicidad | \$10,661,000.00 | -\$100,000.00 | \$10,561,000.00 | \$2,977,185.18 | \$2,937,185.18 | \$7,583,814.82 |
| c7) Servicios De Traslado Y Viáticos | \$1,515,000.00 | -\$97,770.00 | \$1,417,230.00 | \$328,858.79 | \$328,858.79 | \$1,088,371.21 |
| c8) Servicios Oficiales | \$5,555,000.00 | \$950,359.48 | \$6,505,359.48 | \$3,329,724.17 | \$3,329,724.17 | \$3,175,635.31 |
| c9) Otros Servicios Generales | \$12,007,150.69 | \$0.00 | \$12,007,150.69 | \$7,009,721.68 | \$7,009,721.68 | \$4,997,429.01 |
| D) Transferencias, Asignaciones, Subsidios Y Ayudas (D=d1+d2+d3+d4) | \$54,398,043.21 | \$21,335,401.44 | \$75,733,444.65 | \$39,046,815.95 | \$39,046,815.94 | \$36,686,628.70 |
| d1) Transferencias Internas Y Asignaciones Al Sector Público | \$45,023,043.21 | \$7,217,534.71 | \$52,240,577.92 | \$29,499,374.13 | \$29,499,374.13 | \$22,741,203.79 |
| d2) Transferencias al Resto del Sector Público | \$0.00 | \$0.00 | \$0.00 | \$0.00 | \$0.00 | \$0.00 |
| d3) Subsidios y Subvenciones | \$0.00 | \$0.00 | \$0.00 | \$0.00 | \$0.00 | \$0.00 |
| d4) Ayudas Sociales | \$9,275,000.00 | \$14,117,866.73 | \$23,392,866.73 | \$9,447,441.82 | \$9,447,441.81 | \$13,945,424.91 |
| d5) Pensiones Y Jubilaciones | \$0.00 | \$0.00 | \$0.00 | \$0.00 | \$0.00 | \$0.00 |
| d6) Transferencias a Fideicomisos, Mandatos y Otros Análogos | \$0.00 | \$0.00 | \$0.00 | \$0.00 | \$0.00 | \$0.00 |
| d7) Transferencias a la Seguridad Social | \$0.00 | \$0.00 | \$0.00 | \$0.00 | \$0.00 | \$0.00 |
| d8) Donativos | \$100,000.00 | \$0.00 | \$100,000.00 | \$100,000.00 | \$100,000.00 | \$0.00 |
| d9) Transferencias al Exterior | \$0.00 | \$0.00 | \$0.00 | \$0.00 | \$0.00 | \$0.00 |





Ayuntamiento Municipal de Playas de Rosarito, B.C.
Estado Analítico del Ejercicio del Presupuesto de Egresos Detallado - LDF
 Clasificación por Objeto del Gasto (Capítulo y Concepto)
 Del 01 de Enero al 30 de Junio del 2025

| Concepto | Egresos | | | | | Subejercicio |
|---|-------------------------|--------------------------------|-------------------------|------------------------|------------------------|-------------------------|
| | Aprobado | Ampliaciones/ (Reducciones) | Modificado | Devengado | Pagado | |
| E) Bienes Muebles, Inmuebles E Intangibles (E=e1+e2+e3+e4+e5+e6+e7+e8+e9) | \$10,793,744.18 | \$532,685.00 | \$11,326,429.18 | \$8,056,176.09 | \$8,056,176.09 | \$3,270,253.09 |
| e1) Mobiliario Y Equipo De Administración | \$1,830,500.00 | \$653,685.00 | \$2,484,185.00 | \$1,226,698.10 | \$1,226,698.10 | \$1,257,486.90 |
| e2) Mobiliario Y Equipo Educativo Y Recreativo | \$12,000.00 | \$79,000.00 | \$91,000.00 | \$37,513.62 | \$37,513.62 | \$53,486.38 |
| e3) Equipo e Instrumental Médico y de Laboratorio | \$200,000.00 | \$0.00 | \$200,000.00 | \$0.00 | \$0.00 | \$200,000.00 |
| e4) Vehículos Y Equipo De Transporte | \$1,793,000.00 | \$2,743,244.18 | \$4,536,244.18 | \$3,780,000.00 | \$3,780,000.00 | \$756,244.18 |
| e5) Equipo de Defensa y Seguridad | \$0.00 | \$0.00 | \$0.00 | \$0.00 | \$0.00 | \$0.00 |
| e6) Maquinaria, Otros Equipos Y Herramientas | \$3,368,244.18 | -\$2,943,244.18 | \$425,000.00 | \$6,999.00 | \$6,999.00 | \$418,001.00 |
| e7) Activos Biológicos | \$0.00 | \$0.00 | \$0.00 | \$0.00 | \$0.00 | \$0.00 |
| e8) Bienes Inmuebles | \$0.00 | \$0.00 | \$0.00 | \$0.00 | \$0.00 | \$0.00 |
| e9) Activos Intangibles | \$3,590,000.00 | \$0.00 | \$3,590,000.00 | \$3,004,965.37 | \$3,004,965.37 | \$585,034.63 |
| F) Inversión Pública (F=f1+f2+f3) | \$233,019,109.14 | -\$5,310,393.73 | \$227,708,715.41 | \$46,802,735.84 | \$30,512,414.63 | \$180,905,979.57 |
| f1) Obra Pública En Bienes De Dominio Público | \$205,903,885.21 | -\$5,310,393.73 | \$200,593,491.48 | \$45,140,950.87 | \$29,477,208.87 | \$155,452,540.61 |
| f2) Obra Pública en Bienes Propios | \$27,115,223.93 | \$0.00 | \$27,115,223.93 | \$1,661,784.97 | \$1,035,205.76 | \$25,453,438.96 |
| f3) Proyectos Productivos y Acciones de Fomento | \$0.00 | \$0.00 | \$0.00 | \$0.00 | \$0.00 | \$0.00 |
| G) Inversiones Financieras Y Otras Provisiones (G=g1+g2+g3+g4+g5+g6+g7) | \$0.00 | \$0.00 | \$0.00 | \$0.00 | \$0.00 | \$0.00 |
| g1) Inversiones Para el Fomento de Actividades Productivas | \$0.00 | \$0.00 | \$0.00 | \$0.00 | \$0.00 | \$0.00 |
| g2) Acciones y Participaciones de Capital | \$0.00 | \$0.00 | \$0.00 | \$0.00 | \$0.00 | \$0.00 |
| g3) Compra de Títulos y Valores | \$0.00 | \$0.00 | \$0.00 | \$0.00 | \$0.00 | \$0.00 |
| g4) Concesión de Prestamos | \$0.00 | \$0.00 | \$0.00 | \$0.00 | \$0.00 | \$0.00 |
| g5) Inversiones en Fideicomisos, Mandatos y Otros análogos | \$0.00 | \$0.00 | \$0.00 | \$0.00 | \$0.00 | \$0.00 |
| g6) Otras Inversiones Financieras | \$0.00 | \$0.00 | \$0.00 | \$0.00 | \$0.00 | \$0.00 |
| g7) Provisiones Para Contingencias Y Otras Erogaciones Especiales | \$0.00 | \$0.00 | \$0.00 | \$0.00 | \$0.00 | \$0.00 |
| H) Participaciones Y Aportaciones (H=h1+h2+h3) | \$0.00 | \$0.00 | \$0.00 | \$0.00 | \$0.00 | \$0.00 |
| h1) Participaciones | \$0.00 | \$0.00 | \$0.00 | \$0.00 | \$0.00 | \$0.00 |
| h2) Aportaciones | \$0.00 | \$0.00 | \$0.00 | \$0.00 | \$0.00 | \$0.00 |
| h3) Convenios | \$0.00 | \$0.00 | \$0.00 | \$0.00 | \$0.00 | \$0.00 |
| I. Deuda Pública (I=i1+i2+i3+i4+i5+i6+i7) | \$0.00 | \$12,008,000.00 | \$12,008,000.00 | \$11,932,132.33 | \$11,932,132.33 | \$75,867.67 |
| i1) Amortización De La Deuda Pública | \$0.00 | \$10,908,000.00 | \$10,908,000.00 | \$10,908,000.00 | \$10,908,000.00 | \$0.00 |
| i2) Intereses De La Deuda Pública | \$0.00 | \$1,100,000.00 | \$1,100,000.00 | \$1,024,132.33 | \$1,024,132.33 | \$75,867.67 |
| i3) Comisiones de la Deuda Pública | \$0.00 | \$0.00 | \$0.00 | \$0.00 | \$0.00 | \$0.00 |
| i4) Gastos de la Deuda Pública | \$0.00 | \$0.00 | \$0.00 | \$0.00 | \$0.00 | \$0.00 |
| i5) Costo por Coberturas | \$0.00 | \$0.00 | \$0.00 | \$0.00 | \$0.00 | \$0.00 |
| i6) apoyos Financieros | \$0.00 | \$0.00 | \$0.00 | \$0.00 | \$0.00 | \$0.00 |
| i7) Adeudos de ejercicios Fiscales Anteriores | \$0.00 | \$0.00 | \$0.00 | \$0.00 | \$0.00 | \$0.00 |






Playas de
Rosarito
10mo Ayuntamiento

Ayuntamiento Municipal de Playas de Rosarito, B.C.
Estado Analítico del Ejercicio del Presupuesto de Egresos Detallado - LDF
Clasificación por Objeto del Gasto (Capítulo y Concepto)
Del 01 de Enero al 30 de Junio del 2025

| Concepto | Egresos | | | | | Subejercicio |
|---|-------------------------|--------------------------------|-------------------------|------------------------|------------------------|-------------------------|
| | Aprobado | Ampliaciones/ (Reducciones) | Modificado | Devengado | Pagado | |
| II. ETIQUETADO (II = A+B+C+D+E+F+G+H+I) | \$104,738,830.57 | \$34,902,668.94 | \$139,641,499.51 | \$38,392,688.07 | \$35,608,510.15 | \$101,248,811.44 |
| A) Servicios Personales (A=a1+a2+a3+a4+a5+a6+a7) | \$0.00 | \$0.00 | \$0.00 | \$0.00 | \$0.00 | \$0.00 |
| a1) Remuneraciones Al Personal Permanente | \$0.00 | \$0.00 | \$0.00 | \$0.00 | \$0.00 | \$0.00 |
| a2) Remuneraciones Al Personal De Carácter Transitorio | \$0.00 | \$0.00 | \$0.00 | \$0.00 | \$0.00 | \$0.00 |
| a3) Remuneraciones Adicionales Y Especiales | \$0.00 | \$0.00 | \$0.00 | \$0.00 | \$0.00 | \$0.00 |
| a4) Seguridad Social | \$0.00 | \$0.00 | \$0.00 | \$0.00 | \$0.00 | \$0.00 |
| a5) Otras Prestaciones Sociales Y Económicas | \$0.00 | \$0.00 | \$0.00 | \$0.00 | \$0.00 | \$0.00 |
| a6) Previsiones | \$0.00 | \$0.00 | \$0.00 | \$0.00 | \$0.00 | \$0.00 |
| a7) Pago De Estímulos A Servidores Públicos | \$0.00 | \$0.00 | \$0.00 | \$0.00 | \$0.00 | \$0.00 |
| B) Materiales Y Suministros (B=b1+b2+b3+b4+b5+b6+b7+b8+b9) | \$28,324,000.00 | -\$680,059.00 | \$27,643,941.00 | \$11,497,586.50 | \$11,480,370.00 | \$16,146,354.50 |
| b1) Materiales De Administración, Emisión De Documentos Y Artículos Oficiales | \$503,000.00 | -\$95,000.00 | \$408,000.00 | \$65,629.86 | \$65,629.86 | \$342,370.14 |
| b2) Alimentos Y Utensilios | \$130,000.00 | \$0.00 | \$130,000.00 | \$21,583.59 | \$21,583.59 | \$108,416.41 |
| b3) Materias Primas y Materiales de Producción y Comercialización | \$0.00 | \$0.00 | \$0.00 | \$0.00 | \$0.00 | \$0.00 |
| b4) Materiales Y Artículos De Construcción Y De Reparación | \$106,000.00 | \$0.00 | \$106,000.00 | \$0.00 | \$0.00 | \$106,000.00 |
| b5) Productos Químicos, Farmacéuticos Y De Laboratorio | \$130,000.00 | \$0.00 | \$130,000.00 | \$8,891.98 | \$8,891.98 | \$121,108.02 |
| b6) Combustibles, Lubricantes Y Aditivos | \$23,120,000.00 | \$0.00 | \$23,120,000.00 | \$10,414,368.76 | \$10,414,368.76 | \$12,705,631.24 |
| b7) Vestuario, Blancos, Prendas De Protección Y Artículos Deportivos | \$600,000.00 | \$41,000.00 | \$641,000.00 | \$0.00 | \$0.00 | \$641,000.00 |
| b8) Materiales y Suministros para Seguridad | \$400,000.00 | -\$200,000.00 | \$200,000.00 | \$0.00 | \$0.00 | \$200,000.00 |
| b9) Herramientas, Refacciones Y Accesorios Menores | \$3,335,000.00 | -\$426,059.00 | \$2,908,941.00 | \$987,112.31 | \$969,895.81 | \$1,921,828.69 |
| C) Servicios Generales (C=c1+c2+c3+c4+c5+c6+c7+c8+c9) | \$7,577,400.00 | \$2,864,451.26 | \$10,441,851.26 | \$3,322,992.19 | \$3,269,738.56 | \$7,118,859.07 |
| c1) Servicios Básicos | \$3,000.00 | \$0.00 | \$3,000.00 | \$571.08 | \$571.08 | \$2,428.92 |
| c2) Servicios De Arrendamiento | \$300,000.00 | \$1,950,417.50 | \$2,250,417.50 | \$400,000.00 | \$399,999.99 | \$1,850,417.50 |
| c3) Servicios Profesionales, Científicos, Técnicos Y Otros Servicios | \$2,934,400.00 | -\$761,688.17 | \$2,172,711.83 | \$48,006.00 | \$48,006.00 | \$2,124,705.83 |
| c4) Servicios Financieros, Bancarios Y Comerciales | \$0.00 | \$0.00 | \$0.00 | \$0.00 | \$0.00 | \$0.00 |
| c5) Servicios De Instalación, Reparación, Mantenimiento Y Conservación | \$4,260,000.00 | \$1,695,721.93 | \$5,955,721.93 | \$2,865,854.17 | \$2,812,600.55 | \$3,089,867.76 |
| c6) Servicios De Comunicación Social Y Publicidad | \$0.00 | \$0.00 | \$0.00 | \$0.00 | \$0.00 | \$0.00 |
| c7) Servicios De Traslado Y Viáticos | \$60,000.00 | \$0.00 | \$60,000.00 | \$8,560.94 | \$8,560.94 | \$51,439.06 |
| c8) Servicios Oficiales | \$20,000.00 | -\$20,000.00 | \$0.00 | \$0.00 | \$0.00 | \$0.00 |
| c9) Otros Servicios Generales | \$0.00 | \$0.00 | \$0.00 | \$0.00 | \$0.00 | \$0.00 |
| D) Transferencias, Asignaciones, Subsidios Y Ayudas (D=d1+d2+d3+d4) | \$1,800,000.00 | -\$50,000.00 | \$1,750,000.00 | \$744,000.00 | \$744,000.00 | \$1,006,000.00 |
| d1) Transferencias Internas Y Asignaciones Al Sector Público | \$0.00 | \$0.00 | \$0.00 | \$0.00 | \$0.00 | \$0.00 |
| d2) Transferencias al Resto del Sector Público | \$0.00 | \$0.00 | \$0.00 | \$0.00 | \$0.00 | \$0.00 |
| d3) Subsidios y Subvenciones | \$0.00 | \$0.00 | \$0.00 | \$0.00 | \$0.00 | \$0.00 |
| d4) Ayudas Sociales | \$1,800,000.00 | -\$50,000.00 | \$1,750,000.00 | \$744,000.00 | \$744,000.00 | \$1,006,000.00 |
| d5) Pensiones Y Jubilaciones | \$0.00 | \$0.00 | \$0.00 | \$0.00 | \$0.00 | \$0.00 |
| d6) Transferencias a Fideicomisos, Mandatos y Otros Análogos | \$0.00 | \$0.00 | \$0.00 | \$0.00 | \$0.00 | \$0.00 |
| d7) Transferencias a la Seguridad Social | \$0.00 | \$0.00 | \$0.00 | \$0.00 | \$0.00 | \$0.00 |
| d8) Donativos | \$0.00 | \$0.00 | \$0.00 | \$0.00 | \$0.00 | \$0.00 |
| d9) Transferencias al Exterior | \$0.00 | \$0.00 | \$0.00 | \$0.00 | \$0.00 | \$0.00 |






Playas de
Rosarito
10mo Ayuntamiento

Ayuntamiento Municipal de Playas de Rosarito, B.C.
Estado Analítico del Ejercicio del Presupuesto de Egresos Detallado - LDF
Clasificación por Objeto del Gasto (Capítulo y Concepto)
Del 01 de Enero al 30 de Junio del 2025

| Concepto | Egresos | | | | | Subejercicio |
|--|---------------------------|--------------------------------|---------------------------|-------------------------|-------------------------|-------------------------|
| | Aprobado | Ampliaciones/ (Reducciones) | Modificado | Devengado | Pagado | |
| E) Bienes Muebles, Inmuebles E Intagibles (E=e1+e2+e3+e4+e5+e6+e7+e8+e9) | \$1,185,000.00 | \$29,196,685.11 | \$30,381,685.11 | \$4,863,813.02 | \$4,800,627.82 | \$25,517,872.09 |
| e1) Mobiliario Y Equipo De Administración | \$260,000.00 | \$3,671,008.44 | \$3,931,008.44 | \$2,280,781.11 | \$2,217,595.91 | \$1,650,227.33 |
| e2) Mobiliario Y Equipo Educativo Y Recreativo | \$0.00 | \$1,433,940.00 | \$1,433,940.00 | \$1,425,600.00 | \$1,425,600.00 | \$8,340.00 |
| e3) Equipo e Instrumental Médico y de Laboratorio | \$0.00 | \$57,977.02 | \$57,977.02 | \$0.00 | \$0.00 | \$57,977.02 |
| e4) Vehículos Y Equipo De Transporte | \$0.00 | \$15,000,000.00 | \$15,000,000.00 | \$0.00 | \$0.00 | \$15,000,000.00 |
| e5) Equipo de Defensa y Seguridad | \$0.00 | \$4,400,000.00 | \$4,400,000.00 | \$0.00 | \$0.00 | \$4,400,000.00 |
| e6) Maquinaria, Otro Equipos Y Herramientas | \$925,000.00 | \$1,751,027.73 | \$2,676,027.73 | \$824,700.00 | \$824,700.00 | \$1,851,327.73 |
| e7) Activos Biológicos | \$0.00 | \$0.00 | \$0.00 | \$0.00 | \$0.00 | \$0.00 |
| e8) Bienes Inmuebles | \$0.00 | \$0.00 | \$0.00 | \$0.00 | \$0.00 | \$0.00 |
| e9) Activos Intangibles | \$0.00 | \$2,882,731.92 | \$2,882,731.92 | \$332,731.91 | \$332,731.91 | \$2,550,000.01 |
| F) Inversión Pública (F=f1+f2+f3) | \$0.00 | \$22,605,970.99 | \$22,605,970.99 | \$3,825,309.62 | \$1,174,787.03 | \$18,780,661.37 |
| f1) Obra Pública En Bienes De Dominio Público | \$0.00 | \$22,605,970.99 | \$22,605,970.99 | \$3,825,309.62 | \$1,174,787.03 | \$18,780,661.37 |
| f2) Obra Pública en Bienes Propios | \$0.00 | \$0.00 | \$0.00 | \$0.00 | \$0.00 | \$0.00 |
| f3) Proyectos Productivos y Acciones de Fomento | \$0.00 | \$0.00 | \$0.00 | \$0.00 | \$0.00 | \$0.00 |
| G) Inversiones Financieras Y Otras Provisiones (G=g1+g2+g3+g4+g5+g6+g7) | \$0.00 | \$0.00 | \$0.00 | \$0.00 | \$0.00 | \$0.00 |
| g1) Inversiones Para el Fomento de Actividades Productivas | \$0.00 | \$0.00 | \$0.00 | \$0.00 | \$0.00 | \$0.00 |
| g2) Acciones y Participaciones de Capital | \$0.00 | \$0.00 | \$0.00 | \$0.00 | \$0.00 | \$0.00 |
| g3) Compra de Títulos y Valores | \$0.00 | \$0.00 | \$0.00 | \$0.00 | \$0.00 | \$0.00 |
| g4) Concesión de Prestamos | \$0.00 | \$0.00 | \$0.00 | \$0.00 | \$0.00 | \$0.00 |
| g5) Inversiones en Fideicomisos, Mandatos y Otros análogos | \$0.00 | \$0.00 | \$0.00 | \$0.00 | \$0.00 | \$0.00 |
| g6) Otras Inversiones Financieras | \$0.00 | \$0.00 | \$0.00 | \$0.00 | \$0.00 | \$0.00 |
| g7) Provisiones Para Contingencias Y Otras Erogaciones Especiales | \$0.00 | \$0.00 | \$0.00 | \$0.00 | \$0.00 | \$0.00 |
| H) Participaciones Y Aportaciones (H=h1+h2+h3) | \$37,500,000.00 | -\$19,034,379.42 | \$18,465,620.58 | \$0.00 | \$0.00 | \$18,465,620.58 |
| h1) Participaciones | \$0.00 | \$0.00 | \$0.00 | \$0.00 | \$0.00 | \$0.00 |
| h2) Aportaciones | \$0.00 | \$0.00 | \$0.00 | \$0.00 | \$0.00 | \$0.00 |
| h3) Convenios | \$37,500,000.00 | -\$19,034,379.42 | \$18,465,620.58 | \$0.00 | \$0.00 | \$18,465,620.58 |
| I. Deuda Pública (I=i1+i2+i3+i4+i5+i6+i7) | \$28,352,430.57 | \$0.00 | \$28,352,430.57 | \$14,138,986.74 | \$14,138,986.74 | \$14,213,443.83 |
| i1) Amortización De La Deuda Pública | \$18,581,572.50 | \$0.00 | \$18,581,572.50 | \$9,107,918.21 | \$9,107,918.21 | \$9,473,654.29 |
| i2) Intereses De La Deuda Pública | \$9,770,858.07 | \$0.00 | \$9,770,858.07 | \$5,031,068.53 | \$5,031,068.53 | \$4,739,789.54 |
| i3) Comisiones de la Deuda Pública | \$0.00 | \$0.00 | \$0.00 | \$0.00 | \$0.00 | \$0.00 |
| i4) Gastos de la Deuda Pública | \$0.00 | \$0.00 | \$0.00 | \$0.00 | \$0.00 | \$0.00 |
| i5) Costo por Coberturas | \$0.00 | \$0.00 | \$0.00 | \$0.00 | \$0.00 | \$0.00 |
| i6) apoyos Financieros | \$0.00 | \$0.00 | \$0.00 | \$0.00 | \$0.00 | \$0.00 |
| i7) Adeudos de ejercicios Fiscales Anteriores | \$0.00 | \$0.00 | \$0.00 | \$0.00 | \$0.00 | \$0.00 |
| III. TOTAL DE EGRESOS (III = I + II) | \$1,100,459,406.00 | \$82,990,885.33 | \$1,183,450,291.33 | \$468,108,844.30 | \$431,396,111.92 | \$715,341,447.03 |


MTRA. MARIA DEL ROCIO ADAME MUÑOZ
PRESIDENTA MUNICIPAL


MTRA. DANIELA LIZBETH URIAS BARAJAS
TESORERA MUNICIPAL


C.P. MA. YRENE MENDOZA QUINTANA
SUBDIRECTORA DE PROGRAMACIÓN Y
PRESUPUESTOS

