
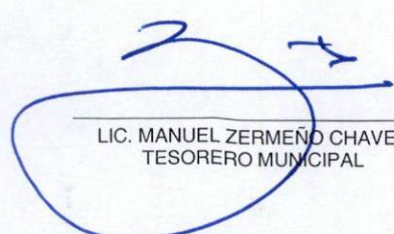





Ayuntamiento Municipal de Playas de Rosarito, B.C.
Calle José Haroz Aguilar No. 2000, Fraccionamiento Villa Turística
Gasto por Categoría Programática
Del 01 de Enero al 30 de Junio de 2022

| Concepto | EGRESOS | | | | | |
|--|-------------------------|--------------------------------|-------------------------|-------------------------|-------------------------|-------------------------|
| | Aprobado | Ampliaciones/ (Reducciones) | Modificado | Devengado | Pagado | Subejercicio |
| | 1 | 2 | 3 = (1 + 2) | 4 | 5 | 6 = (3 - 4) |
| Subsidios: Sector Social y Privado o Entidades Federativas y Municipios | \$189,278,917.75 | \$103,551,382.25 | \$292,830,300.00 | \$148,836,076.18 | \$109,156,257.08 | \$143,994,223.82 |
| Otros Subsidios | \$99,482,870.29 | \$-1,274,223.74 | \$98,208,646.55 | \$40,852,095.31 | \$40,852,095.31 | \$57,356,551.24 |
| Sujetos a Reglas de Operación | \$89,796,047.46 | \$104,825,605.99 | \$194,621,653.45 | \$107,983,980.87 | \$68,304,161.77 | \$86,637,672.58 |
| Desempeño de las Funciones | \$145,586,932.99 | -\$855,576.58 | \$144,731,356.41 | \$67,491,618.51 | \$67,408,105.01 | \$77,239,737.90 |
| Prestación de Servicios Públicos | \$46,141,458.43 | \$1,774,259.01 | \$47,915,717.44 | \$18,762,176.59 | \$18,698,634.72 | \$29,153,540.85 |
| Regulación y supervisión | \$12,449,216.96 | \$-251,624.00 | \$12,197,592.96 | \$5,186,028.03 | \$5,186,028.03 | \$7,011,564.93 |
| Planeación, seguimiento y evaluación de políticas públicas | \$85,966,837.60 | \$-2,378,211.59 | \$83,588,626.01 | \$43,103,653.89 | \$43,083,682.26 | \$40,484,972.12 |
| Provisión de Bienes Públicos | \$1,029,420.00 | \$0.00 | \$1,029,420.00 | \$439,760.00 | \$439,760.00 | \$589,660.00 |
| Administrativos y de Apoyo | \$154,181,118.89 | \$8,568,143.03 | \$162,749,261.92 | \$70,552,048.92 | \$69,954,818.37 | \$92,197,213.00 |
| Apoyo a la función pública y al mejoramiento de la gestión | \$132,291,492.72 | \$6,642,163.53 | \$138,933,656.25 | \$64,408,578.81 | \$64,055,453.43 | \$74,525,077.44 |
| Operaciones ajenas | \$12,298,032.00 | \$1,300,000.00 | \$13,598,032.00 | \$3,928,076.78 | \$3,696,231.92 | \$9,669,955.22 |
| Apoyo al proceso presupuestario y para mejorar la eficiencia institucional | \$9,591,594.17 | \$625,979.50 | \$10,217,573.67 | \$2,215,393.33 | \$2,203,133.02 | \$8,002,180.34 |
| Compromisos | \$185,721,162.86 | \$1,757,800.00 | \$187,478,962.86 | \$73,908,423.17 | \$73,621,186.43 | \$113,570,539.69 |
| Obligaciones de cumplimiento de resolución jurisdiccional | \$139,625,931.25 | \$0.00 | \$139,625,931.25 | \$54,988,495.04 | \$54,770,516.91 | \$84,637,436.21 |
| Desastres Naturales | \$46,095,231.61 | \$1,757,800.00 | \$47,853,031.61 | \$18,919,928.13 | \$18,850,669.52 | \$28,933,103.48 |
| Programas de Gasto Federalizado | \$29,629,000.00 | \$8,920,957.67 | \$38,549,957.67 | \$8,818,711.90 | \$8,643,931.29 | \$29,731,245.77 |
| Gasto federalizado | \$29,629,000.00 | \$8,920,957.67 | \$38,549,957.67 | \$8,818,711.90 | \$8,643,931.29 | \$29,731,245.77 |
| Otros | \$0.00 | \$0.00 | \$0.00 | \$0.00 | \$0.00 | \$0.00 |
| Participaciones a entidades federativas y municipios | \$0.00 | \$0.00 | \$0.00 | \$0.00 | \$0.00 | \$0.00 |
| TOTAL DEL GASTO | \$704,397,132.49 | \$121,942,706.37 | \$826,339,838.86 | \$369,606,878.68 | \$328,784,298.18 | \$456,732,960.18 |


 C. HILDA ARACELI BROWN FIGUEREDO
 PRESIDENTE MUNICIPAL


 LIC. MANUEL ZERMEÑO CHAVEZ
 TESORERO MUNICIPAL


 C. BRANDON GABRIEL MARTÍNEZ VILLASEÑOR
 PROGRAMACIÓN Y PRESUPUESTOS

